

Date: 05-15-2012 NCAA Women's Golf Scores for WashingtonU-St.Louis

Account: W797 Division: 3 Region: 3

@=Minimum Rounds for Rating: 12


Total Pages of Report: 18

[HELP FILE](#) on how to read Ranking Comparison Files.



# WashingtonU-St.Louis

**Tournaments**      **Rounds**      **Average Score**      **Versus Par**      **Adjusted**  
 11                      24.0                      313.00                      25.67                      26.39

<b>RATINGS:</b>	<b>National</b>	<b>Region</b>	<b>Division</b>
@ Score vs. Par:	160	1	1
@ Adjusted:	169	1	1
 RANK:		2	8

Tournaments	Dates	Finish	Region		Scores	Total
			Finish	Scores		
NCAA Preview Tournament	09/02-09/03	1- 12	1- 2	2	313 +25 308 +20	621
O'Brien National Invitational	09/11-09/12	3- 10	1- 2	2	334 +46 305 +17	639
2011 IWU Fall Classic	09/17-09/18	1- 25	1- 11	11	300 +12 317 +29	617
Millikin Univ. Fall Classic	09/24-09/25	1- 11	1- 5	5	291 +3 298 +10	589
The Pat Clouse Invitational	10/08-10/09	1- 15	1- 2	2	304 +20 306 +22	610
Phoenix Invitational	03/16-03/17	2- 3	1- 1	1	295 +11 307 +23	602
NKU Spring Invitational	03/24-03/25	5- 20	1- 1	1	314 +26 315 +27	629
Washington Univ. Invitational	03/31-04/01	T1- 18	1- 7	7	304 +16 307 +19	611
2012 IWU Spring Fling	04/14-04/15	6- 17	2- 8	8	324 +36 339 +51	663
UIS Spring Shootout	04/21-04/22	1- 11	1- 2	2	315 +27 319 +31	634
NCAA Division III Championship	05/08-05/11	13- 19	3- 4	4	326 +38 325 +37 320 +32 326 +38	1297

## Head To Head within Region: Win-Loss-Tie/Stroke Difference

<a href="#">Wisc-Whtwr</a> 3- 0- 0/ 121	<a href="#">Carthage</a> 2- 0- 0/ 131	<a href="#">Wisc.-S.P.</a> 2- 0- 0/ 83	<a href="#">Eau Claire</a> 1- 2- 0/ -47
<a href="#">Grinnell</a> 2- 0- 0/ 138	<a href="#">IWU</a> 3- 1- 0/ 46	<a href="#">North Park</a> 1- 0- 0/ 276	<a href="#">Millikin U</a> 3- 0- 0/ 309
<a href="#">N. Central</a> 6- 0- 0/ 256	<a href="#">Carroll U</a> 4- 0- 0/ 159	<a href="#">Ill. Col.</a> 1- 0- 0/ 248	<a href="#">Plattevill</a> 1- 0- 0/ 67
<a href="#">Monmouth</a> 1- 0- 0/ 125	<a href="#">OhioWeslyn</a> 1- 0- 0/ 149		

## HEAD TO HEAD: Top 25 in Division by H-T-H Standings

1 <a href="#">Methodist</a> 0- 2- 0/ -64	14 <a href="#">IWU</a> 3- 1- 0/ 46
2 <a href="#">DePauw</a> 3- 4- 0/ -44	15 <a href="#">Middlebury</a> DNP
3 <a href="#">Centre Col</a> 1- 2- 0/ -65	16 <a href="#">Amherst</a> DNP
4 <a href="#">Eau Claire</a> 1- 2- 0/ -47	17 <a href="#">UT Tyler</a> DNP

**HEAD TO HEAD: Top 25 in Division by H-T-H Standings**

5 <a href="#">Williams</a>	0- 1- 0/ -32	18 <a href="#">Redlands</a>	DNP
6 <a href="#">UMHB</a>	0- 1- 0/ -30	19 <a href="#">S'western</a>	DNP
7 <a href="#">GeorgeFox</a>	1- 2- 0/ -25	20 <a href="#">Brmngm So</a>	1- 1- 0/ 33
8 WASTLouis	DNP	21 <a href="#">Carleton</a>	DNP
9 <a href="#">G Adolphus</a>	1- 1- 0/ 12	22 <a href="#">Wittenberg</a>	5- 0- 0/ 171
10 <a href="#">St. Olaf</a>	1- 1- 0/ 14	23 <a href="#">Wartburg</a>	1- 0- 0/ 28
11 <a href="#">Allegheny</a>	2- 1- 0/ 32	24 <a href="#">St.Mary IN</a>	3- 1- 0/ 47
12 <a href="#">CMS</a>	1- 0- 0/ 5	25 <a href="#">Ithaca</a>	DNP
13 <a href="#">Whitman</a>	0- 1- 0/ -7	TOTALS: 24- 21- 0/ 74 .533	

**Head To Head by Region and Division: Win-Loss-Tie/Stroke Difference**

1: 5- 4- 0/ 353	2: 33- 8- 0/ 1672	3: 31- 3- 0/ 2061
4: 6- 2- 0/ 197	5: 2- 4- 0/ -57	Div1: DNP
Div2: 30- 3- 0/ 1647	Div3: 77- 21- 0/ 4226	NAIA: 14- 0- 1/ 1218
JC: 4- 0- 0/ 514	TOT: 125- 24- 1/ 7605	

Date: 05-15-2012 NCAA Women's Golf Scores for WashingtonU-St.Louis

Account: W797 Division: 3 Region: 3

@=Minimum Rounds for Rating: 12




# Katie Homa

# SR

\*=Score used in Team Score #=Played as Individual

**Tournaments**      **Rounds**      **Average Score**      **Versus Par**      **Adjusted**  
 8                      18.0                      88.67                      16.78                      18.01

<b>RATINGS:</b>	<b>National</b>	<b>Region</b>	<b>Division</b>
@ Score vs. Par:	2072	54	285
@ Adjusted:	2124	65	312
 <b>RANK:</b>		55	280

<b>Tournaments</b>	<b>Dates</b>	<b>Finish</b>	<b>Region Finish</b>	<b>Scores</b>	<b>Total</b>
# NCAA Preview Tournament	09/02-09/03	T35- 75	10- 14	94 +22 84 +12	178
# 2011 IWU Fall Classic	09/17-09/18	T82- 131	T42- 63	89 +17 88 +16	177
# Millikin Univ. Fall Classic	09/24-09/25	T24- 84	T13- 47	83 +11 87 +15	170
# Phoenix Invitational	03/16-03/17	12- 13	6- 7	90 +19 83 +12	173
NKU Spring Invitational	03/24-03/25	T84- 119	5- 6	*85 +13 88 +16	173
Washington Univ. Invitational	03/31-04/01	T71- 104	T23- 43	89 +17 *84 +12	173
UIS Spring Shootout	04/21-04/22	T41- 62	9- 10	94 +22 89 +17	183
NCAA Division III Championship	05/08-05/11	100- 101	21- 21	*89 +17 91 +19 95 +23 94 +22	369

### H-T-H vs. Top 20 Rated Players: Win-Loss-Tie/Stroke Difference

1 Kelsey Morrison	GeorgeFox	0- 2- 0/ -95	2 Olivia Lugar	WASStLouis	0- 8- 0/ -241
3 Mary Snode	Mt. Union	0- 1- 0/ -64	4 Emily Bachert	Centre Col	0- 1- 0/ -66
5 Flora Weeks	Middlebury	0- 1- 0/ -58	6 Catherine Wagner	Eau Claire	0- 1- 0/ -67
7 Doyle O'Brien	St.Mary IN	0- 1- 0/ -62	8 Hannah Buck	WASStLouis	0- 8- 0/ -211
9 Jennifer Sullivan	Methodist	0- 1- 0/ -62	10 Kelsie Carralero	Methodist	0- 1- 0/ -50
11 Molly Erickson	St. Olaf	0- 2- 0/ -79	12 Katie Klosterman	IWU	0- 3- 0/ -92
13 Sarah Paulson	Central	0- 3- 0/ -107	14 Mary Welch	Wisc.-S.P.	0- 2- 0/ -84
15 Lauren Campbell	Olivet	0- 2- 0/ -45	16 Kelsey Magnine	Methodist	0- 1- 0/ -57
17 Sara Mattes	Eau Claire	0- 1- 0/ -55	19 Kelly Gaughan	DePauw	0- 4- 0/ -106
20 Emily Guthrie	Whitworth	0- 1- 0/ -56	TOTAL: 0- 44- 0/ -1657		

Date: 05-15-2012 NCAA Women's Golf Scores for WashingtonU-St.Louis

Account: W797 Division: 3 Region: 3

@=Minimum Rounds for Rating: 12




# Sarah Miller

# SR

\*=Score used in Team Score #=Played as Individual

<b>Tournaments</b>	<b>Rounds</b>	<b>Average Score</b>	<b>Versus Par</b>	<b>Adjusted</b>
7	14.0	90.00	18.29	19.36

<b>RATINGS:</b>	<b>National</b>	<b>Region</b>	<b>Division</b>
@ Score vs. Par:	2147	71	325
@ Adjusted:	2180	75	342
 <b>RANK:</b>		60	318

<b>Tournaments</b>	<b>Dates</b>	<b>Finish</b>	<b>Region Finish</b>	<b>Scores</b>	<b>Total</b>
# NCAA Preview Tournament	09/02-09/03	T32- 75	9- 14	90 +18	86 +14 176
# O'Brien National Invitational	09/11-09/12	T61- 62	12- 12	95 +23	94 +22 189
# Millikin Univ. Fall Classic	09/24-09/25	T19- 84	T11- 47	84 +12	85 +13 169
# The Pat Clouse Invitational	10/08-10/09	46- 92	7- 12	87 +16	87 +16 174
# Phoenix Invitational	03/16-03/17	13- 13	7- 7	96 +25	88 +17 184
# NKU Spring Invitational	03/24-03/25	T112- 119	6- 6	96 +24	92 +20 188
# Washington Univ. Invitational	03/31-04/01	83- 104	30- 43	90 +18	90 +18 180

### H-T-H vs. Top 20 Rated Players: Win-Loss-Tie/Stroke Difference

1 Kelsey Morrison GeorgeFox 0- 2- 0/ -84	2 Olivia Lugar WASTLouis 0- 7- 0/ -222
4 Emily Bachert Centre Col 0- 1- 0/ -31	6 Catherine Wagner Eau Claire 0- 1- 0/ -37
7 Doyle O'Brien St.Mary IN 0- 1- 0/ -25	8 Hannah Buck WASTLouis 0- 7- 0/ -190
9 Jennifer Sullivan Methodist 0- 1- 0/ -21	10 Kelsie Carralero Methodist 0- 1- 0/ -36
11 Molly Erickson St. Olaf 0- 1- 0/ -20	12 Katie Klosterman IWU 0- 1- 0/ -31
13 Sarah Paulson Central 0- 1- 0/ -24	15 Lauren Campbell Olivet 0- 1- 0/ -27
16 Kelsey Magnine Methodist 0- 1- 0/ -36	17 Sara Mattes Eau Claire 0- 1- 0/ -21
19 Kelly Gaughan DePauw 0- 4- 0/ -110	<b>TOTAL: 0- 31- 0/ -915</b>

Date: 05-15-2012 NCAA Women's Golf Scores for WashingtonU-St.Louis

Account: W797 Division: 3 Region: 3

@=Minimum Rounds for Rating: 12




# Hannah Buck

# JR

\*=Score used in Team Score #=Played as Individual

**Tournaments** 11      **Rounds** 24.0      **Average Score** 77.29      **Versus Par** 5.46      **Adjusted** 6.18

<b>RATINGS:</b>	<b>National</b>	<b>Region</b>	<b>Division</b>
@ Score vs. Par:	492	2	5
@ Adjusted:	630	3	8
 <b>RANK:</b>		2	4

<b>Tournaments</b>	<b>Dates</b>	<b>Finish</b>	<b>Region Finish</b>	<b>Scores</b>	<b>Total</b>
NCAA Preview Tournament	09/02-09/03	8- 75	3- 14	*80 +8 *78 +6	158
O'Brien National Invitational	09/11-09/12	T11- 62	3- 12	*84 +12 *76 +4	160
2011 IWU Fall Classic	09/17-09/18	1- 131	1- 63	*69 -3 *79 +7	148
Millikin Univ. Fall Classic	09/24-09/25	4- 84	4- 47	*74 +2 77 +5	151
The Pat Clouse Invitational	10/08-10/09	T3- 92	T2- 12	*73 +2 *78 +7	151
Phoenix Invitational	03/16-03/17	4- 13	2- 7	*74 +3 *75 +4	149
NKU Spring Invitational	03/24-03/25	T12- 119	1- 6	*78 +6 *75 +3	153
Washington Univ. Invitational	03/31-04/01	T1- 104	1- 43	*75 +3 *73 +1	148
2012 IWU Spring Fling	04/14-04/15	T3- 94	1- 45	*74 +2 *85 +13	159
UIS Spring Shootout	04/21-04/22	T9- 62	4- 10	*79 +7 *81 +9	160
NCAA Division III Championship	05/08-05/11	T34- 101	8- 21	*81 +9 *77 +5 *76 +4 *84 +12	318

### H-T-H vs. Top 20 Rated Players:

1 Kelsey Morrison	GeorgeFox	0- 3- 0/	-27
3 Mary Snode	Mt. Union	0- 1- 0/	-13
5 Flora Weeks	Middlebury	0- 1- 0/	-7
7 Doyle O'Brien	St.Mary IN	1- 1- 1/	-7
10 Kelsie Carralero	Methodist	1- 1- 0/	-6
12 Katie Klosterman	IWU	3- 1- 0/	19
14 Mary Welch	Wisc.-S.P.	2- 1- 0/	6
16 Kelsey Magnine	Methodist	0- 2- 0/	-13
19 Kelly Gaughan	DePauw	2- 2- 3/	13

TOTAL: 23- 31- 4/ -100

### Win-Loss-Tie/Stroke Difference


2 Olivia Lugar	WASStLouis	4- 7- 0/	-43
4 Emily Bachert	Centre Col	0- 3- 0/	-20
6 Catherine Wagner	Eau Claire	1- 2- 0/	-20
9 Jennifer Sullivan	Methodist	1- 1- 0/	-3
11 Molly Erickson	St. Olaf	1- 1- 0/	-3
13 Sarah Paulson	Central	3- 1- 0/	6
15 Lauren Campbell	Olivet	2- 1- 0/	18
17 Sara Mattes	Eau Claire	2- 1- 0/	5
20 Emily Guthrie	Whitworth	0- 1- 0/	-5



# Andrea Hibbert SO

\*=Score used in Team Score #=Played as Individual

**Tournaments** 11      **Rounds** 24.0      **Average Score** 79.00      **Versus Par** 7.17      **Adjusted** 7.89

<b>RATINGS:</b>	<b>National</b>	<b>Region</b>	<b>Division</b>
@ Score vs. Par:	829	6	16
@ Adjusted:	963	7	23
 <b>RANK:</b>		7	40

<b>Tournaments</b>	<b>Dates</b>	<b>Finish</b>	<b>Region Finish</b>	<b>Scores</b>	<b>Total</b>
NCAA Preview Tournament	09/02-09/03	T16- 75	T5- 14	85 +13 *81 +9	166
O'Brien National Invitational	09/11-09/12	T35- 62	8- 12	*90 +18 *79 +7	169
2011 IWU Fall Classic	09/17-09/18	T7- 131	4- 63	*77 +5 *79 +7	156
Millikin Univ. Fall Classic	09/24-09/25	2- 84	2- 47	*72 E *75 +3	147
The Pat Clouse Invitational	10/08-10/09	T23- 92	5- 12	86 +15 *78 +7	164
Phoenix Invitational	03/16-03/17	5- 13	3- 7	*72 +1 *80 +9	152
NKU Spring Invitational	03/24-03/25	T16- 119	2- 6	*75 +3 *79 +7	154
Washington Univ. Invitational	03/31-04/01	T12- 104	4- 43	*77 +5 *76 +4	153
2012 IWU Spring Fling	04/14-04/15	T31- 94	T14- 45	*83 +11 *86 +14	169
UIS Spring Shootout	04/21-04/22	2- 62	1- 10	*78 +6 *75 +3	153
NCAA Division III Championship	05/08-05/11	T20- 101	5- 21	*82 +10 *75 +3 *79 +7 *77 +5	313

### H-T-H vs. Top 20 Rated Players: Win-Loss-Tie/Stroke Difference

1 Kelsey Morrison	GeorgeFox	0- 3- 0/ -34	2 Olivia Lugar	WASStLouis	2- 9- 0/ -84
3 Mary Snode	Mt. Union	0- 1- 0/ -8	4 Emily Bachert	Centre Col	0- 3- 0/ -34
5 Flora Weeks	Middlebury	0- 1- 0/ -2	6 Catherine Wagner	Eau Claire	0- 3- 0/ -34
7 Doyle O'Brien	St.Mary IN	0- 3- 0/ -21	8 Hannah Buck	WASStLouis	3- 8- 0/ -41
9 Jennifer Sullivan	Methodist	0- 2- 0/ -7	10 Kelsie Carralero	Methodist	1- 1- 0/ -10
11 Molly Erickson	St. Olaf	1- 1- 0/ -3	12 Katie Klosterman	IWU	2- 2- 0/ 1
13 Sarah Paulson	Central	1- 3- 0/ -12	14 Mary Welch	Wisc.-S.P.	0- 2- 1/ -7
15 Lauren Campbell	Olivet	2- 1- 0/ -8	16 Kelsey Magnine	Methodist	0- 2- 0/ -17
17 Sara Mattes	Eau Claire	1- 2- 0/ -9	19 Kelly Gaughan	DePauw	2- 5- 0/ -31
20 Emily Guthrie	Whitworth	0- 0- 1/ 0	TOTAL: 15- 52- 2/ -361		

Date: 05-15-2012 NCAA Women's Golf Scores for WashingtonU-St.Louis

Account: W797 Division: 3 Region: 3


@=Minimum Rounds for Rating: 12



# Allyson Chee SO

\*=Score used in Team Score #=Played as Individual

**Tournaments** 11      **Rounds** 24.0      **Average Score** 83.46      **Versus Par** 11.62      **Adjusted** 12.34

<b>RATINGS:</b>	<b>National</b>	<b>Region</b>	<b>Division</b>
@ Score vs. Par:	1570	22	122
@ Adjusted:	1667	26	141
 <b>RANK:</b>		23	104

<b>Tournaments</b>	<b>Dates</b>	<b>Finish</b>	<b>Region Finish</b>	<b>Scores</b>	<b>Total</b>
NCAA Preview Tournament	09/02-09/03	9- 75	4- 14	*77 +5 82 +10	159
O'Brien National Invitational	09/11-09/12	T39- 62	10- 12	*82 +10 89 +17	171
2011 IWU Fall Classic	09/17-09/18	T28- 131	T14- 63	*78 +6 *85 +13	163
Millikin Univ. Fall Classic	09/24-09/25	3- 84	3- 47	*73 +1 *76 +4	149
The Pat Clouse Invitational	10/08-10/09	T16- 92	4- 12	*83 +12 79 +8	162
Phoenix Invitational	03/16-03/17	9- 13	5- 7	84 +13 *79 +8	163
NKU Spring Invitational	03/24-03/25	T76- 119	4- 6	88 +16 *82 +10	170
Washington Univ. Invitational	03/31-04/01	T33- 104	T11- 43	*77 +5 85 +13	162
2012 IWU Spring Fling	04/14-04/15	T56- 94	T26- 45	89 +17 *88 +16	177
UIS Spring Shootout	04/21-04/22	T19- 62	T5- 10	*79 +7 *88 +16	167
NCAA Division III Championship	05/08-05/11	T97- 101	T19- 21	92 +20 *89 +17 *88 +16 *91 +19	360

## H-T-H vs. Top 20 Rated Players: Win-Loss-Tie/Stroke Difference

1 Kelsey Morrison	GeorgeFox	0- 3- 0/ -94	2 Olivia Lugar	WASStLouis	0- 11- 0/ -191
3 Mary Snode	Mt. Union	0- 1- 0/ -55	4 Emily Bachert	Centre Col	0- 3- 0/ -91
5 Flora Weeks	Middlebury	0- 1- 0/ -49	6 Catherine Wagner	Eau Claire	0- 3- 0/ -91
7 Doyle O'Brien	St.Mary IN	0- 3- 0/ -78	8 Hannah Buck	WASStLouis	1- 10- 0/ -148
9 Jennifer Sullivan	Methodist	0- 2- 0/ -56	10 Kelsie Carralero	Methodist	0- 2- 0/ -59
11 Molly Erickson	St. Olaf	0- 2- 0/ -59	12 Katie Klosterman	IWU	0- 4- 0/ -70
13 Sarah Paulson	Central	0- 4- 0/ -83	14 Mary Welch	Wisc.-S.P.	0- 3- 0/ -69
15 Lauren Campbell	Olivet	0- 3- 0/ -16	16 Kelsey Magnine	Methodist	0- 2- 0/ -66
17 Sara Mattes	Eau Claire	0- 3- 0/ -66	19 Kelly Gaughan	DePauw	0- 7- 0/ -102
20 Emily Guthrie	Whitworth	0- 1- 0/ -47	TOTAL: 1- 68- 0/ -1490		

Date: 05-15-2012 NCAA Women's Golf Scores for WashingtonU-St.Louis

Account: W797 Division: 3 Region: 3


@=Minimum Rounds for Rating: 12



# Elena Chintala FR

\*=Score used in Team Score #=Played as Individual

**Tournaments**      **Rounds**      **Average Score**      **Versus Par**      **Adjusted**  
 4                      8.0                      88.75                      17.00                      17.50

<b>RATINGS:</b>	<b>National</b>	<b>Region</b>	<b>Division</b>
@ Score vs. Par:	0	0	0
@ Adjusted:	0	0	0
 <b>RANK:</b>		NR	NR

<b>Tournaments</b>	<b>Dates</b>	<b>Finish</b>	<b>Region Finish</b>	<b>Scores</b>		<b>Total</b>
# NCAA Preview Tournament	09/02-09/03	T52- 75	12- 14	99 +27	90 +18	189
# O'Brien National Invitational	09/11-09/12	T57- 62	11- 12	85 +13	98 +26	183
# Millikin Univ. Fall Classic	09/24-09/25	16- 84	10- 47	83 +11	83 +11	166
# The Pat Clouse Invitational	10/08-10/09	T38- 92	6- 12	85 +14	87 +16	172

Date: 05-15-2012 NCAA Women's Golf Scores for WashingtonU-St.Louis

Account: W797 Division: 3 Region: 3

@=Minimum Rounds for Rating: 12




# Taylor Fagan

# FR

\*=Score used in Team Score #=Played as Individual

**Tournaments** 8      **Rounds** 15.0      **Average Score** 80.33      **Versus Par** 8.60      **Adjusted** 9.48

<b>RATINGS:</b>	<b>National</b>	<b>Region</b>	<b>Division</b>
@ Score vs. Par:	1092	10	38
@ Adjusted:	1250	11	52
 <b>RANK:</b>		18	79

<b>Tournaments</b>	<b>Dates</b>	<b>Finish</b>	<b>Region Finish</b>	<b>Scores</b>	<b>Total</b>
NCAA Preview Tournament	09/02-09/03	T5- 75	2- 14	*80 +8 *76 +4	156
O'Brien National Invitational	09/11-09/12	T37- 62	9- 12	91 +19 *79 +7	170
2011 IWU Fall Classic	09/17-09/18	T28- 131	T14- 63	*78 +6 *85 +13	163
Millikin Univ. Fall Classic	09/24-09/25	T5- 84	T5- 47	81 +9 *74 +2	155
The Pat Clouse Invitational	10/08-10/09	T3- 92	T2- 12	*75 +4 *76 +5	151
Phoenix Invitational	03/16-03/17	8- 13	4- 7	*78 +7 *80 +9	158
# Washington Univ. Invitational	03/31-04/01	T49- 104	17- 43	87 +15 79 +7	166
2012 IWU Spring Fling	04/14-04/15	DNF- 0	DNF- 0	*86 +14 0	

### H-T-H vs. Top 20 Rated Players:

1 Kelsey Morrison	GeorgeFox	0- 2- 0/ -39
4 Emily Bachert	Centre Col	0- 2- 0/ -12
7 Doyle O'Brien	St.Mary IN	0- 2- 0/ -6
9 Jennifer Sullivan	Methodist	0- 1- 0/ -2
11 Molly Erickson	St. Olaf	0- 1- 0/ -6
13 Sarah Paulson	Central	0- 3- 0/ -20
15 Lauren Campbell	Olivet	0- 3- 0/ -9
17 Sara Mattes	Eau Claire	0- 2- 0/ -2
TOTAL: 1- 44- 1/ -330		

### Win-Loss-Tie/Stroke Difference

2 Olivia Lugar	WASStLouis	0- 8- 0/ -86
6 Catherine Wagner	Eau Claire	0- 2- 0/ -18
8 Hannah Buck	WASStLouis	1- 6- 1/ -54
10 Kelsie Carralero	Methodist	0- 1- 0/ -17
12 Katie Klosterman	IWU	0- 3- 0/ -18
14 Mary Welch	Wisc.-S.P.	0- 2- 0/ -9
16 Kelsey Magnine	Methodist	0- 1- 0/ -17
19 Kelly Gaughan	DePauw	0- 5- 0/ -15



# Olivia Lugar

# FR

\*=Score used in Team Score #=Played as Individual

**Tournaments** 11      **Rounds** 24.0      **Average Score** 75.50      **Versus Par** 3.67      **Adjusted** 4.39

<b>RATINGS:</b>	<b>National</b>	<b>Region</b>	<b>Division</b>
@ Score vs. Par:	180	1	1
@ Adjusted:	321	1	2
<b>RANK:</b>		1	1

<b>Tournaments</b>	<b>Dates</b>	<b>Finish</b>	<b>Region Finish</b>	<b>Scores</b>	<b>Total</b>
NCAA Preview Tournament	09/02-09/03	T1- 75	1- 14	*76 +4 *73 +1	149
O'Brien National Invitational	09/11-09/12	1- 62	1- 12	*78 +6 *71 -1	149
2011 IWU Fall Classic	09/17-09/18	T2- 131	2- 63	*76 +4 *74 +2	150
Millikin Univ. Fall Classic	09/24-09/25	1- 84	1- 47	*72 E *73 +1	145
The Pat Clouse Invitational	10/08-10/09	1- 92	1- 12	*73 +2 *74 +3	147
Phoenix Invitational	03/16-03/17	2- 13	1- 7	*71 E *73 +2	144
NKU Spring Invitational	03/24-03/25	T19- 119	3- 6	*76 +4 *79 +7	155
Washington Univ. Invitational	03/31-04/01	T4- 104	T2- 43	*75 +3 *74 +2	149
2012 IWU Spring Fling	04/14-04/15	T11- 94	T3- 45	*81 +9 *80 +8	161
UIS Spring Shootout	04/21-04/22	3- 62	2- 10	*79 +7 *75 +3	154
NCAA Division III Championship	05/08-05/11	T9- 101	3- 21	*74 +2 *84 +12 *77 +5 *74 +2	309

### H-T-H vs. Top 20 Rated Players: Win-Loss-Tie/Stroke Difference

1 Kelsey Morrison	GeorgeFox	2- 1- 0/ -2	3 Mary Snode	Mt. Union	0- 1- 0/ -4
4 Emily Bachert	Centre Col	1- 2- 0/ -2	5 Flora Weeks	Middlebury	1- 0- 0/ 2
6 Catherine Wagner	Eau Claire	2- 1- 0/ -2	7 Doyle O'Brien	St.Mary IN	1- 2- 0/ 11
8 Hannah Buck	WASStLouis	7- 4- 0/ 43	9 Jennifer Sullivan	Methodist	1- 1- 0/ 17
10 Kelsie Carralero	Methodist	2- 0- 0/ 14	11 Molly Erickson	St. Olaf	1- 1- 0/ 5
12 Katie Klosterman	IWU	3- 0- 1/ 23	13 Sarah Paulson	Central	3- 1- 0/ 10
14 Mary Welch	Wisc.-S.P.	2- 1- 0/ 11	15 Lauren Campbell	Olivet	2- 0- 1/ 23
16 Kelsey Magnine	Methodist	2- 0- 0/ 7	17 Sara Mattes	Eau Claire	2- 1- 0/ 23
19 Kelly Gaughan	DePauw	5- 2- 0/ 40	20 Emily Guthrie	Whitworth	1- 0- 0/ 4
TOTAL: 38- 18- 2/ 223					

### Scoring Statistics for WashingtonU-St.Louis

Name	Yr	Div. Rate	No Tour	No Rds.	Avg. Score	Vs. Par	Low Rd.	Best Fin.
Olivia Lugar	FR	1	11	24.0	75.50	3.67	71	1
Hannah Buck	JR	5	11	24.0	77.29	5.46	69	1
Andrea Hibbert	SO	16	11	24.0	79.00	7.17	72	2
Taylor Fagan	FR	38	8	15.0	80.33	8.60	74	T3
Allyson Chee	SO	122	11	24.0	83.46	11.62	73	3
Katie Homa	SR	285	8	18.0	88.67	16.78	83	12
Elena Chintala	FR	0	4	8.0	88.75	17.00	83	16
Sarah Miller	SR	325	7	14.0	90.00	18.29	84	13

### Top 25 Division 3 Teams Scoring Statistics

Team	No Tour	No Rds.	Avg. Score	Vs. Par	Low Rd.
1 WashingtonU-St.Louis	11	24.0	313.00	25.67	291
2 Methodist University	10	23.0	314.17	26.87	297
3 DePauw University	13	25.0	316.64	28.64	306
4 Centre College	12	23.0	317.70	29.17	300
5 George Fox Univ.	12	25.0	317.92	29.28	296
6 Wisconsin-Eau Claire	9	21.0	320.90	32.71	307
7 St. Olaf College	10	22.0	321.45	33.09	309
8 Gustavus Adolphus C.	12	24.0	322.96	34.79	310
9 Williams College	9	19.0	322.89	35.74	307
10 Mary Hardin-Baylor	10	23.0	323.83	36.17	314
11 ClaremontMuddScripps	11	21.0	324.14	36.33	313
12 Whitman College	12	21.0	325.90	37.90	312
13 Illinois Wesleyan	12	26.0	326.38	38.08	312
14 Allegheny College	11	24.0	327.54	39.71	310
15 Middlebury College	7	14.0	329.57	42.71	319
16 Wartburg College	9	20.0	331.25	43.45	310
17 Texas @ Tyler	10	21.0	331.43	43.81	308
18 Carleton College	8	16.0	332.44	43.94	318
19 Birmingham Southern	11	21.0	332.10	44.86	311
20 Southwestern Univ.	8	18.0	332.72	45.61	317
21 Amherst College	7	14.0	332.57	45.71	308
22 Wittenberg Univ.	11	20.0	334.10	45.90	307
23 Olivet College	15	22.0	333.91	46.09	315
24 Wisconsin-Stout	8	15.0	335.60	47.07	315
25 No. Central College	12	21.0	335.33	47.33	317

### Top 15 Region 3 Teams Scoring Statistics

Team	No Tour	No Rds.	Avg. Score	Vs. Par	Low Rd.
1 WashingtonU-St.Louis	11	24.0	313.00	25.67	291
2 Wisconsin-Eau Claire	9	21.0	320.90	32.71	307
3 Illinois Wesleyan	12	26.0	326.38	38.08	312
4 Wisconsin-Stout	8	15.0	335.60	47.07	315

## Top 15 Region 3 Teams Scoring Statistics

Team	No Tour	No Rds.	Avg. Score	Vs. Par	Low Rd.
5 No. Central College	12	21.0	335.33	47.33	317
6 Carroll University	11	23.0	336.96	47.57	316
7 Wisconsin-Whitewater	10	19.0	337.26	47.58	326
8 Wisconsin-Stevens Pt	9	18.0	343.78	54.00	317
9 Carthage College	13	19.0	344.84	55.79	328
10 Grinnell College	7	14.0	351.86	63.86	330
11 Wisc.-Platteville	9	15.0	358.27	68.93	337
12 Millikin University	12	19.0	360.00	71.79	334
13 Augustana College	13	17.0	359.24	71.94	336
14 Wheaton College	11	15.0	364.07	75.80	335
15 Wisconsin-RiverFalls	9	17.0	367.18	78.71	345

## Top 50 Division 3 Players Scoring Statistics

Player	Team	Yr	No Tour	No Rds.	Avg. Score	Vs. Par	Low Rd.
1 Olivia Lugar	WASStLouis	FR	11	24.0	75.50	3.67	71
2 Kelsey Morrison	GeorgeFox	JR	12	25.0	75.92	3.76	67
3 Emily Bachert	Centre Col	SR	12	23.0	77.04	4.91	73
4 Mary Snode	Mt. Union	SR	12	19.0	77.16	5.21	69
5 Hannah Buck	WASStLouis	JR	11	24.0	77.29	5.46	69
6 Flora Weeks	Middlebury	SR	8	18.0	77.44	5.67	73
7 Kelsie Carralero	Methodist	SO	9	21.0	77.90	6.10	71
8 Jennifer Sullivan	Methodist	JR	10	23.0	78.17	6.35	73
9 Molly Erickson	St. Olaf	JR	10	22.0	78.59	6.50	75
10 Catherine Wagner	Eau Claire	JR	9	21.0	78.62	6.57	70
11 Doyle O'Brien	St.Mary IN	SO	7	13.0	78.62	6.69	71
12 Katie Klosterman	IWU	SO	12	26.0	78.81	6.73	72
13 Sarah Paulson	Central	SR	11	23.0	78.83	6.83	72
14 Muriel McIntyre	CncordiaWI	SR	7	12.0	78.75	7.08	70
15 Kelsey Magnine	Methodist	SR	10	23.0	78.96	7.13	71
16 Andrea Hibbert	WASStLouis	SO	11	24.0	79.00	7.17	72
17 Katarina Hodge	Piedmont	SO	8	17.0	78.82	7.18	72
18 Mary Welch	Wisc.-S.P.	SO	10	22.0	79.59	7.23	72
19 Lauren Campbell	Olivet	SR	15	22.0	79.32	7.36	70
20 Kelsey Smith	DePauw	SO	11	21.0	79.43	7.43	73
21 Kelly Gaughan	DePauw	SR	13	25.0	79.44	7.44	72
22 Paige Gooch	DePauw	SO	13	25.0	79.60	7.60	72
23 Emily Guthrie	Whitworth	JR	10	20.0	79.65	7.65	72
24 Taylor Beaty	DePauw	SR	12	24.0	79.67	7.71	73
25 Maya Reddy	CMS	SO	10	20.0	79.80	7.85	73
26 Megan McGrew	GeorgeFox	FR	12	25.0	80.04	7.88	73
27 Kathryn Hauff	St. Bndict	SR	9	16.0	80.13	7.94	73
28 Aimee Caligiore	StLawrence	JR	10	19.0	79.84	7.95	76
28 Sara Mattes	Eau Claire	SR	9	21.0	80.00	7.95	74
30 Georgiana Salant	Williams	SO	9	19.0	79.79	8.00	72
30 Sharon Li	Ithaca	FR	9	17.0	80.24	8.00	71
32 Karissa Speck	S'western	JR	8	18.0	79.94	8.17	76
33 Gina Kabasakalis	Carleton	FR	8	16.0	80.31	8.19	74
34 Brittany Holmes	Millikin U	SR	8	13.0	80.31	8.31	70

## Top 50 Division 3 Players Scoring Statistics

	Player	Team	Yr	No Tour	No Rds.	Avg. Score	Vs. Par	Low Rd.
35	Whitney Miller	Centre Col	JR	12	23.0	80.52	8.39	72
36	Paige Klostermann	Wartburg	SR	9	20.0	80.50	8.55	72
37	Victoria Student	Williams	JR	9	19.0	80.37	8.58	75
38	Kelsi Sawatzky	Wartburg	JR	9	20.0	80.55	8.60	72
38	Taylor Fagan	WASStLouis	FR	8	15.0	80.33	8.60	74
40	L. Giovannetone	Methodist	SO	9	21.0	80.67	8.67	69
41	Taylor O'Rear	UMHB	FR	10	22.0	80.59	8.68	76
42	Allison Hancock	Centre Col	SO	12	23.0	80.96	8.83	76
43	Elizabeth Cheng	Hollins	SO	7	13.0	80.54	8.85	76
44	Liz Blyth	Allegheny	JR	11	24.0	80.83	8.88	74
44	Taylor Wells	Carleton	FR	8	16.0	81.00	8.88	74
46	Abby Dickey	DePauw	SO	13	24.0	80.92	8.96	74
46	Danica Weddle	UT Tyler	SR	11	25.0	80.88	8.96	75
48	Nicole Westcott	Wisc-Whtwr	JR	10	19.0	81.42	9.00	77
49	Taylor Drenttel	G Adolphus	SR	12	24.0	81.08	9.04	73
50	Maxine Carlson	St. Olaf	FR	10	22.0	81.14	9.05	73

## Top 30 Region 3 Players Scoring Statistics

	Player	Team	Yr	No Tour	No Rds.	Avg. Score	Vs. Par	Low Rd.
1	Olivia Lugar	WASStLouis	FR	11	24.0	75.50	3.67	71
2	Hannah Buck	WASStLouis	JR	11	24.0	77.29	5.46	69
3	Catherine Wagner	Eau Claire	JR	9	21.0	78.62	6.57	70
4	Katie Klosterman	IWU	SO	12	26.0	78.81	6.73	72
5	Muriel McIntyre	CncordiaWI	SR	7	12.0	78.75	7.08	70
6	Andrea Hibbert	WASStLouis	SO	11	24.0	79.00	7.17	72
7	Mary Welch	Wisc.-S.P.	SO	10	22.0	79.59	7.23	72
8	Sara Mattes	Eau Claire	SR	9	21.0	80.00	7.95	74
9	Brittany Holmes	Millikin U	SR	8	13.0	80.31	8.31	70
10	Taylor Fagan	WASStLouis	FR	8	15.0	80.33	8.60	74
11	Nicole Westcott	Wisc-Whtwr	JR	10	19.0	81.42	9.00	77
12	Mallory Carr	N. Central	SR	13	22.0	81.36	9.36	75
13	Rose Kelly	IWU	JR	12	26.0	81.46	9.38	73
14	Angelina Parrinello	Carroll U	JR	11	23.0	82.43	10.09	74
15	Brit McNett-Emmerich	Stout	FR	8	15.0	82.60	10.47	73
16	Maggie Lattery	Eau Claire	SR	9	21.0	82.52	10.48	75
17	Emily Swift	Eau Claire	SR	9	21.0	82.71	10.67	76
18	Kate Engler	Eau Claire	FR	8	19.0	82.74	10.68	78
19	McKenna Prestigiacom	Wisc.-S.P.	SO	9	18.0	83.39	10.94	79
20	Marisa Miko	N. Central	JR	12	21.0	83.05	11.05	77
21	Brittany Levens	IWU	JR	12	26.0	83.58	11.50	77
22	Allyson Chee	WASStLouis	SO	11	24.0	83.46	11.62	73
23	Debby Bouzeos	Wheaton	SR	12	16.0	83.88	11.81	77
24	Taylor McAdams	Carthage	JR	10	15.0	84.27	11.93	78
25	Mary-Kate Rohn	N. Central	SO	12	21.0	84.05	12.05	76
26	Kitty Nicastro	Stout	SR	6	12.0	84.33	12.08	80
27	Morgan Zuleger	Carroll U	SO	11	23.0	84.52	12.17	76
28	Megan Geraghty	IWU	JR	12	26.0	84.27	12.19	78
29	Megan Ramp	Wisc-Whtwr	FR	11	19.0	85.68	13.16	80

Date: 05-15-2012 NCAA Women's Golf Scores for WashingtonU-St.Louis

Account: W797 Division: 3 Region: 3

@=Minimum Rounds for Rating: 12

---

### Top 30 Region 3 Players Scoring Statistics

Player	Team	Yr	No Tour	No Rds.	Avg. Score	Vs. Par	Low Rd.
30 Becca Eggers	Stout	JR	8	15.0	85.53	13.40	77

**GOLFSTAT Relative Ranking: NCAA Division 3 Women**

+ Wins in Tournaments with at least 5 Teams.

\* Number of Schools up on in ONE-ON-ONE Comparisons/Total number possible. Ties broken by Relative Winning Percentage Factor.

# Comparisons are only against Schools actually played.

N/E Team is not eligible for NCAA Post Season.

Order of Division and Region Rank may differ because comparison is only of that particular universe of Teams.

Team	Division Comparative *Wins	Adjusted Scoring Average	Average Drop Score	Versus# - Top 25	Schedule	+Wins
1 Methodist University	113/113 94.977%	78.81	85.53	19/19 84.134%	83.86	5
2 DePauw University	112/113 92.757%	79.25	83.82	16/17 76.889%	87.60	3
3 Centre College	111/113 92.458%	79.40	86.30	17/19 74.056%	87.78	5
4 Wisconsin-Eau Claire	110/113 90.808%	80.07	85.41	14/17 66.493%	85.58	2
5 Williams College	109/113 89.700%	80.91	86.53	14/18 65.343%	91.43	5
6 Mary Hardin-Baylor	108/113 89.923%	81.02	87.08	13/18 63.430%	87.59	5
7 George Fox Univ.	107/113 90.093%	79.48	87.78	9/15 57.497%	87.23	3
8 WashingtonU-St.Louis	106/113 87.925%	78.60	87.63	10/17 54.674%	87.23	6
9 Gustavus Adolphus C.	104/113 85.586%	80.75	86.51	7/16 45.747%	85.02	2
10 St. Olaf College	103/113 84.298%	80.38	87.55	8/18 47.028%	86.59	4
11 Allegheny College	102/113 81.430%	81.96	90.14	9/20 44.608%	89.62	4
12 ClaremontMuddScripps	102/113 81.153%	81.16	88.55	8/19 44.133%	96.87	4
13 Whitman College	101/113 83.544%	81.48	87.20	4/16 36.886%	87.56	3
14 Illinois Wesleyan	101/113 82.211%	81.59	88.68	9/20 43.476%	85.30	1
15 Middlebury College	99/113 78.447%	82.60	90.45	2/3 56.463%	94.80	0
16 Amherst College	99/113 77.578%	83.38	91.90	1/3 48.348%	94.17	2
17 Texas @ Tyler	97/113 82.764%	82.85	89.52	3/8 42.312%	87.65	3
18 Redlands, Univ. of	96/113 74.722%	84.35	92.15	0/2 25.455%	98.87	0
19 Southwestern Univ.	94/113 77.558%	83.58	93.78	2/9 30.033%	88.01	0
20 Birmingham Southern	93/113 78.440%	83.18	89.00	2/14 32.245%	86.55	0
21 Carleton College	92/113 76.851%	83.04	98.15	0/5 25.478%	87.79	0
22 Wittenberg Univ.	91/113 75.133%	83.60	88.81	0/8 31.768%	88.48	0
23 Wartburg College	91/113 73.255%	82.97	92.17	1/16 18.207%	87.66	3
24 St. Mary's Coll. -IN	90/113 74.463%	84.06	92.27	2/18 25.861%	87.55	1
25 Ithaca College	89/113 70.670%	84.75	94.25	0/5 22.867%	93.40	2
26 Wisconsin-Stout	87/113 74.094%	83.82	91.81	0/6 27.950%	88.59	0
27 Whitworth University	87/113 72.136%	84.07	91.41	0/3 17.630%	89.41	0
28 Baldwin-Wallace Coll	85/113 69.139%	85.22	91.82	0/17 16.984%	91.93	2
29 St. Benedict, C. of	83/113 69.937%	84.44	91.44	0/6 23.528%	88.07	0
30 Hope College	83/113 68.795%	84.90	90.26	0/4 30.527%	96.03	5
31 Carroll University	82/113 68.726%	83.96	90.83	0/19 18.036%	87.57	2
32 Concordia College-MN	82/113 68.442%	84.86	93.52	0/5 16.896%	89.06	0
33 Wisconsin-Whitewater	81/113 70.025%	83.93	92.26	0/11 21.914%	87.75	2
34 Centenary College	80/113 69.648%	86.67	101.00	0/1 28.053%	85.32	1
35 No. Central College	80/113 69.035%	83.90	93.26	0/9 21.567%	91.57	2
36 Olivet College	80/113 68.923%	83.53	96.36	0/14 20.487%	91.72	5
37 Schreiner University	80/113 66.392%	85.49	91.94	1/3 27.303%	92.76	1
38 Wisconsin-Stevens Pt	76/113 65.474%	85.47	93.32	0/11 19.507%	88.09	1
39 Trinity University	74/113 64.502%	85.08	93.81	0/10 15.201%	88.68	0
40 Piedmont College	73/113 66.702%	84.65	97.95	0/9 14.228%	87.22	1
41 Mount Union, Univ of	73/113 60.872%	86.67	95.93	0/2 24.461%	101.08	3
42 St. Thomas, U. of	71/113 63.989%	85.69	93.07	0/6 10.722%	88.20	1
43 Rhodes College	71/113 63.276%	85.68	92.84	0/14 14.286%	86.73	0
44 Central College	69/113 60.391%	85.07	96.76	0/11 13.362%	88.30	2
45 Vassar College	69/113 58.468%	86.49	96.32	0/4 14.694%	94.60	0

## GOLFSTAT Relative Ranking: NCAA Division 3 Women

Team	Division Comparative *Wins	Adjusted Scoring Average	Average Drop Score	Versus# - Top 25	Schedule	+Wins
46 Otterbein University	68/113 60.084%	87.15	92.93	0/4 17.170%	94.46	3
47 New York University	68/113 59.433%	87.05	97.42	0/13 12.257%	91.37	0
48 Linfield College	66/113 56.609%	86.36	95.16	0/2 2.813%	91.74	0
49 Concordia U (TX)	65/113 59.179%	87.27	101.33	0/4 13.855%	89.18	0
50 Franklin College	65/113 58.653%	86.07	96.20	0/17 10.470%	90.90	3
51 Carthage College	64/113 57.998%	85.98	92.83	0/6 14.433%	91.37	1
52 Hollins University	63/113 57.944%	87.04	105.56	0/13 13.818%	89.18	0
53 Hanover College	62/113 52.186%	86.86	95.28	0/2 4.865%	102.48	2
54 Transylvania U.	59/113 52.439%	86.57	94.44	0/12 9.477%	97.04	0
55 Cortland State	59/113 51.806%	88.07	100.02	0/6 11.931%	97.39	0
56 Willamette Univ.	58/113 52.336%	87.26	99.13	0/5 3.515%	90.10	0
57 Gettysburg College	58/113 48.369%	87.70	95.35	0/3 17.177%	133.47	4
58 St. Lawrence Univ.	56/113 49.345%	88.49	98.65	0/6 14.849%	97.21	1
59 Grinnell College	55/113 51.077%	87.92	94.11	0/11 10.971%	91.75	1
60 Calvin College	55/113 46.429%	88.68	101.76	0/1 0.000%	96.10	1
61 UC Santa Cruz	53/113 50.088%	88.75	110.24	0/13 12.335%	90.63	0
62 Wisc.-Platteville	52/113 47.335%	89.26	103.28	0/8 8.740%	90.07	0
63 Luther College	51/113 47.562%	87.78	100.63	0/5 6.731%	89.56	0
64 Oglethorpe Univ.	50/113 49.657%	88.58	99.73	0/9 5.794%	90.86	0
65 Huntingdon College	48/113 48.347%	88.66	132.10	0/9 6.040%	89.34	0
66 Adrian College	47/113 37.918%	91.39	100.67	0/6 4.108%	94.26	0
67 Wisconsin-RiverFalls	45/113 43.208%	91.72	100.00	0/6 6.859%	88.05	0
68 Augustana College	45/113 39.697%	89.97	96.22	0/1 12.339%	96.52	3
69 Millikin University	44/113 38.084%	90.09	99.93	0/6 4.216%	93.41	2
70 Pacific Lutheran U.	43/113 38.838%	91.85	114.21	0/4 5.779%	90.11	0
71 Wheaton College	43/113 35.285%	91.02	104.38	0/1 5.672%	94.28	1
72 Edgewood College	40/113 32.937%	91.69	103.51	0/5 5.936%	102.79	1
73 Buena Vista Univ.	39/113 34.976%	91.17	105.27	0/5 3.229%	89.27	0
74 Simpson College	36/113 33.931%	90.70	99.51	0/5 3.558%	90.89	0
75 St. Mary's Univ (MN)	35/113 32.745%	93.12	103.43	0/6 2.135%	87.90	0
76 Macalester College	34/113 34.812%	92.32	109.35	0/14 5.095%	87.01	0
77 Wisconsin - Oshkosh	34/113 32.514%	92.30	106.43	0/1 0.000%	91.39	0
78 Denison University	33/113 31.212%	92.95	110.24	0/7 2.024%	92.57	0
79 McDaniel College	33/113 30.307%	91.54	106.79	0/4 2.930%	117.55	1
80 Trine University	33/113 28.888%	93.59	103.09	0/4 4.497%	98.54	0
81 Loras College	32/113 32.389%	91.67	98.33	0/5 1.709%	91.23	0
82 Bethel Univ. (MN)	31/113 32.229%	92.82	100.83	0/5 2.320%	89.37	0
83 Texas Lutheran U.	30/113 31.993%	94.36	104.39	0/6 2.587%	90.66	0
84 Doane College	30/113 30.318%	92.85	99.47	0/0 2.587%	94.48	1
85 Capital University	28/113 25.787%	94.72	101.74	0/2 7.813%	98.46	0
86 St. Catherine Univ.	27/113 30.009%	94.32	109.03	0/5 2.847%	88.75	0
87 Wellesley College	27/113 27.349%	93.81	107.23	0/4 1.758%	93.00	0
88 Ripon College	26/113 30.167%	93.34	105.84	0/0 1.758%	91.78	0
89 Monmouth College IL	25/113 27.188%	92.88	101.16	0/1 2.861%	99.35	0
90 McMurry University	22/113 26.612%	95.07	111.86	0/5 3.440%	91.28	0
91 Hardin-Simmons Univ.	21/113 28.354%	96.02	99.98	0/3 3.571%	90.60	0
92 Coe College	20/113 23.062%	94.88	108.02	0/3 0.896%	93.15	0
93 Ohio Wesleyan Univ.	18/113 21.956%	95.68	112.26	0/4 1.949%	93.69	0

**GOLFSTAT Relative Ranking: NCAA Division 3 Women**

Team	Division Comparative *Wins	Adjusted Scoring Average	Average Drop Score	Versus# - Top 25	Schedule	+Wins
94 Mount Holyoke Coll.	18/113 19.514%	95.86	132.77	0/4 1.058%	93.79	0
95 Manchester College	16/113 17.626%	95.78	105.82	0/0 1.058%	101.94	0
96 St. Norbert College	15/113 20.357%	96.02	120.05	0/5 1.485%	89.80	0
97 John Carroll Univer.	15/113 17.685%	96.75	110.95	0/0 1.485%	100.42	0
98 Pacific University	14/113 21.502%	97.03	121.75	0/2 0.017%	89.79	0
99 Nebraska Wesleyan U.	14/113 18.704%	96.27	109.53	0/0 0.017%	93.84	0
100 Rose Hulman Institut	13/113 19.194%	96.68	127.43	0/4 1.885%	92.48	0
101 Concordia U. NE	12/113 17.133%	96.73	109.27	0/0 1.885%	93.68	0
102 Washington&Jefferson	10/113 12.154%	97.30	114.51	0/3 2.213%	102.84	0
103 Augsburg College	9/113 17.047%	98.64	110.44	0/5 0.521%	88.37	0
104 Wooster, College of	9/113 14.999%	98.60	118.79	0/3 0.646%	93.74	0
105 William Smith Coll.	7/113 11.475%	102.12	111.98	0/6 1.942%	95.35	1
106 Ohio Northern	6/113 9.246%	100.84	126.78	0/4 3.039%	97.76	0
107 Elmira College	5/113 7.299%	103.27	125.90	0/2 1.695%	97.96	0
108 Hendrix College	4/113 10.324%	106.73	125.46	0/5 0.730%	90.11	0
109 Nazareth College	3/113 6.399%	106.80	133.81	0/6 0.574%	97.26	0
110 Texas, Univ @ Dallas	2/113 14.211%	107.26	124.67	0/3 3.500%	88.76	0
111 Illinois College	1/113 7.560%	106.21	134.66	0/4 1.336%	96.18	0
112 Benedictine U.- IL	0/113 2.503%	114.16	998.00	0/0 1.336%	109.97	0
N/E Berry College	52/113 49.955%	88.51	99.26	0/13 7.227%	89.42	0
N/E Minnesota-Morris, U.	34/113 29.760%	92.47	101.21	0/0 7.227%	110.97	0

**GOLFSTAT Relative Ranking: NCAA - D3 - Reg:3 - Women**

Team	Region Comparative *Wins	Adjusted Scoring Average	Average Drop Score	Versus# - Top 10	Schedule	+Wins
1 Wisconsin-Eau Claire	23/ 23 93.668%	80.07	85.41	8/ 8 85.591%	85.58	2
2 WashingtonU-St.Louis	22/ 23 90.829%	78.60	87.63	7/ 8 80.984%	87.23	6
3 Illinois Wesleyan	21/ 23 84.929%	81.59	88.68	7/ 9 68.688%	85.30	1
4 Carroll University	20/ 23 75.794%	83.96	90.83	6/ 9 48.280%	87.57	2
5 Wisconsin-Whitewater	18/ 23 74.999%	83.93	92.26	4/ 9 45.916%	87.75	2
6 Wisconsin-Stout	18/ 23 74.619%	83.82	91.81	2/ 6 44.375%	88.59	0
7 No. Central College	18/ 23 73.094%	83.90	93.26	4/ 8 44.552%	91.57	2
8 Wisconsin-Stevens Pt	16/ 23 70.639%	85.47	93.32	2/ 9 37.540%	88.09	1
9 Carthage College	15/ 23 60.688%	85.98	92.83	1/ 7 26.544%	91.37	1
10 Grinnell College	14/ 23 57.018%	87.92	94.11	0/ 9 17.233%	91.75	1
11 Wisc.-Platteville	13/ 23 50.838%	89.26	103.28	0/10 14.778%	90.07	0
12 Wisconsin-RiverFalls	11/ 23 47.181%	91.72	100.00	0/ 7 10.521%	88.05	0
13 Augustana College	11/ 23 46.267%	89.97	96.22	0/ 3 21.862%	96.52	3
14 Millikin University	11/ 23 44.862%	90.09	99.93	0/ 8 10.361%	93.41	2
15 Wheaton College	9/ 23 39.739%	91.02	104.38	0/ 3 18.712%	94.28	1
16 Edgewood College	8/ 23 39.751%	91.69	103.51	0/ 6 13.173%	102.79	1
17 Wisconsin - Oshkosh	7/ 23 32.580%	92.30	106.43	0/ 6 2.810%	91.39	0
18 Monmouth College IL	5/ 23 32.327%	92.88	101.16	0/ 5 10.157%	99.35	0
19 Ripon College	5/ 23 30.929%	93.34	105.84	0/ 5 9.060%	91.78	0
20 Ohio Wesleyan Univ.	5/ 23 25.513%	95.68	112.26	0/ 1 5.500%	93.69	0
21 St. Norbert College	3/ 23 19.981%	96.02	120.05	0/ 8 4.741%	89.80	0
22 Wooster, College of	2/ 23 17.163%	98.60	118.79	0/ 0 4.741%	93.74	0

Date: 05-15-2012 NCAA Women's Golf Scores for WashingtonU-St.Louis

Account: W797 Division: 3 Region: 3

@=Minimum Rounds for Rating: 12

---

**GOLFSTAT Relative Ranking: NCAA - D3 - Reg:3 - Women**

Team	Region Comparative *Wins	Adjusted Scoring Average	Average Drop Score	Versus# - Top 10	Schedule	+Wins
23 Illinois College	1/ 23 11.977%	106.21	134.66	0/ 8 4.545%	96.18	0
24 Benedictine U.- IL	0/ 23 4.613%	114.16	998.00	0/ 4 1.266%	109.97	0